

CareerSource Pasco Hernando

Florida Department of Economic Opportunity Annual Performance Presentation

Daniel S. Harper, Senior Management Analyst Supervisor

Valerie Peacock, Chief, Financial Monitoring & Accountability

Yvette McCullough, Revenue Program Administrator I

Chadwick Myrick, Revenue Program Administrator I

June 8, 2023



Workforce System Funding Sources

- United States Department of Labor (USDOL)
 - Employment and Training Administration (ETA) ~\$170 million
 - Veterans' Employment and Training Service (VETS) ~\$8.4 million
- United States Department of Health and Human Services (HHS)~\$56 million
- United States Department of Agriculture (USDA) ~\$8.2 million
- State of Florida General Revenue (GR)
- Other Sources

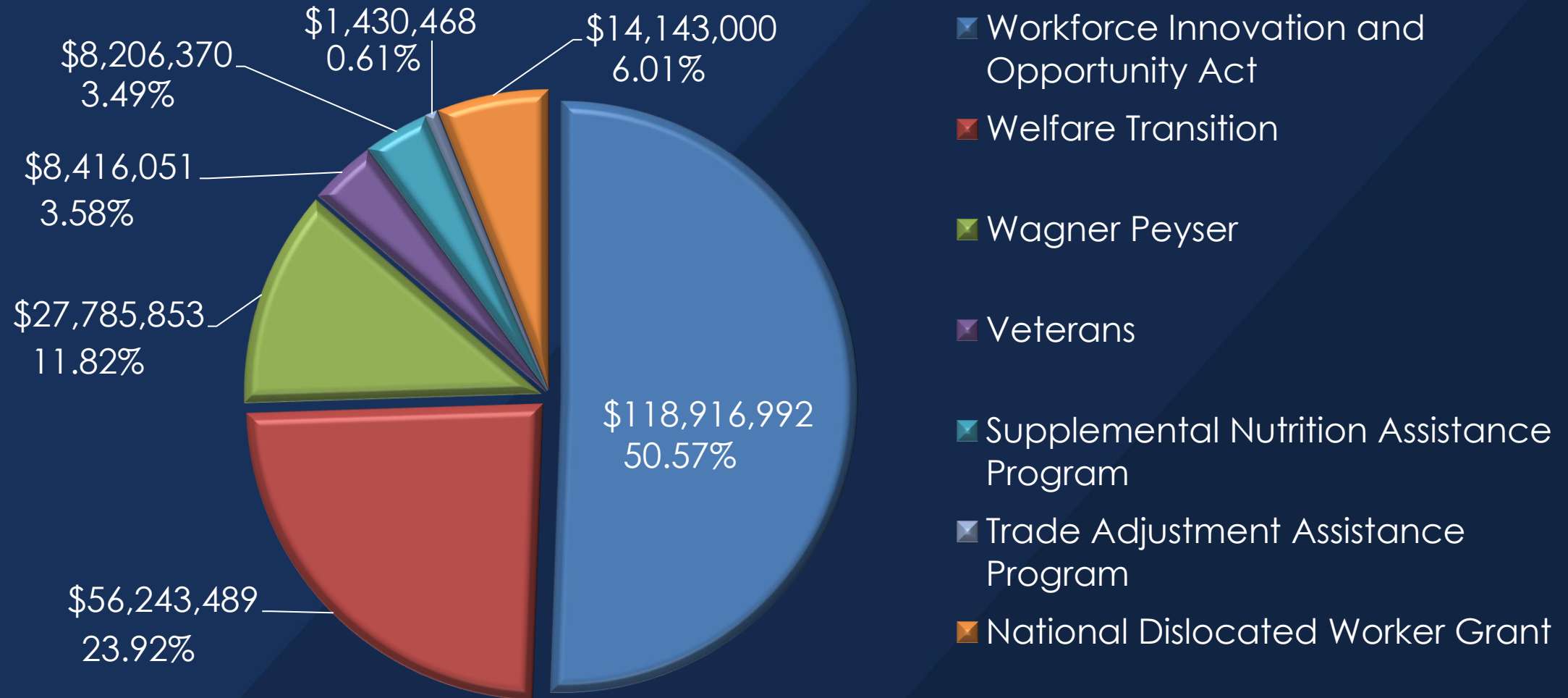
Workforce System Oversight

- United States Department of Labor Employment and Training Administration (USDOL - ETA)
- Florida Legislature
- Reimagining Education and Career Help (REACH) Office
- Department of Economic Opportunity (DEO)
- CareerSource Florida (CSF)
- Chief Local Elected Officials or Consortiums (CLEO)
- Local Workforce Development Boards (LWDB)

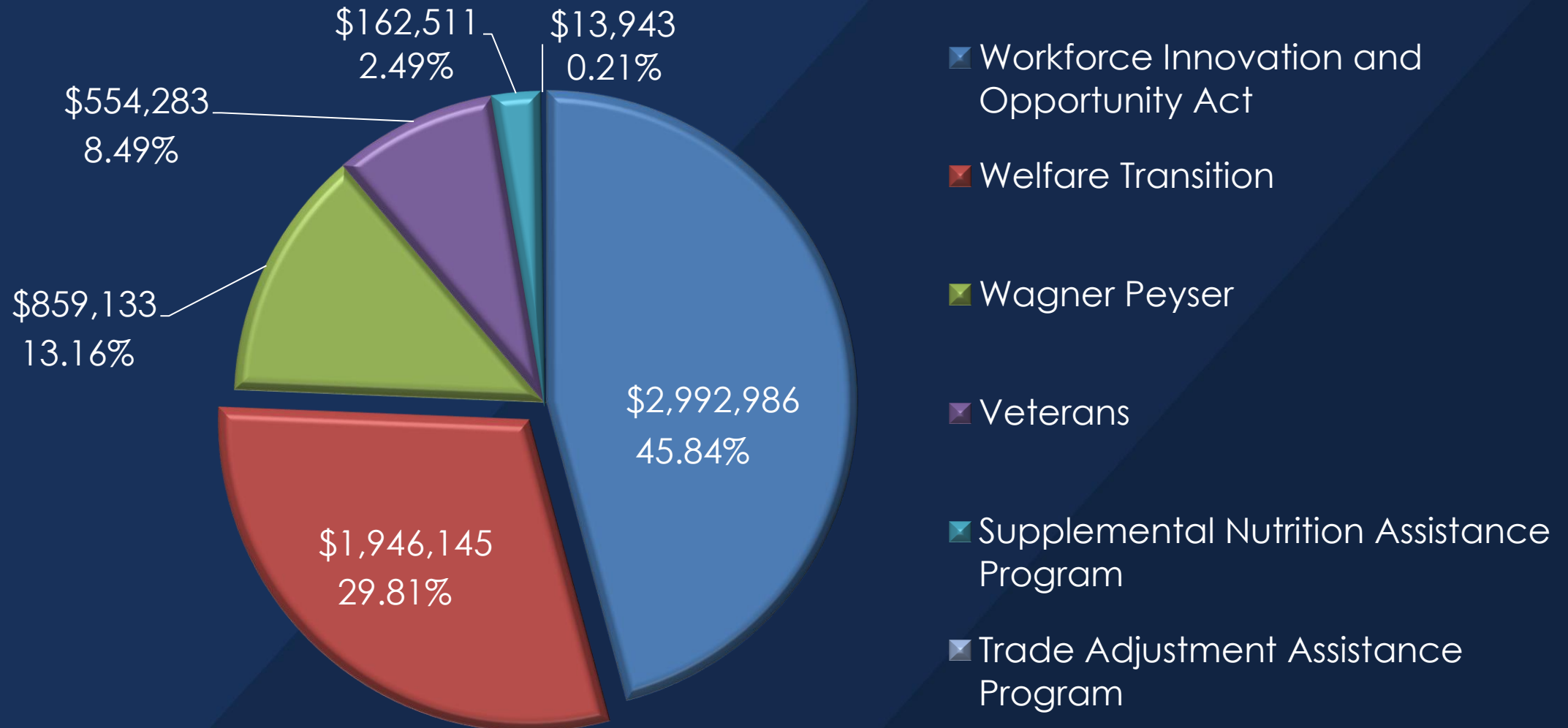
Local Service Delivery

- One-Stop Career Centers
 - Core Partners and Required Partners
 - Other Local Partnerships
- Job Seekers
- Employers

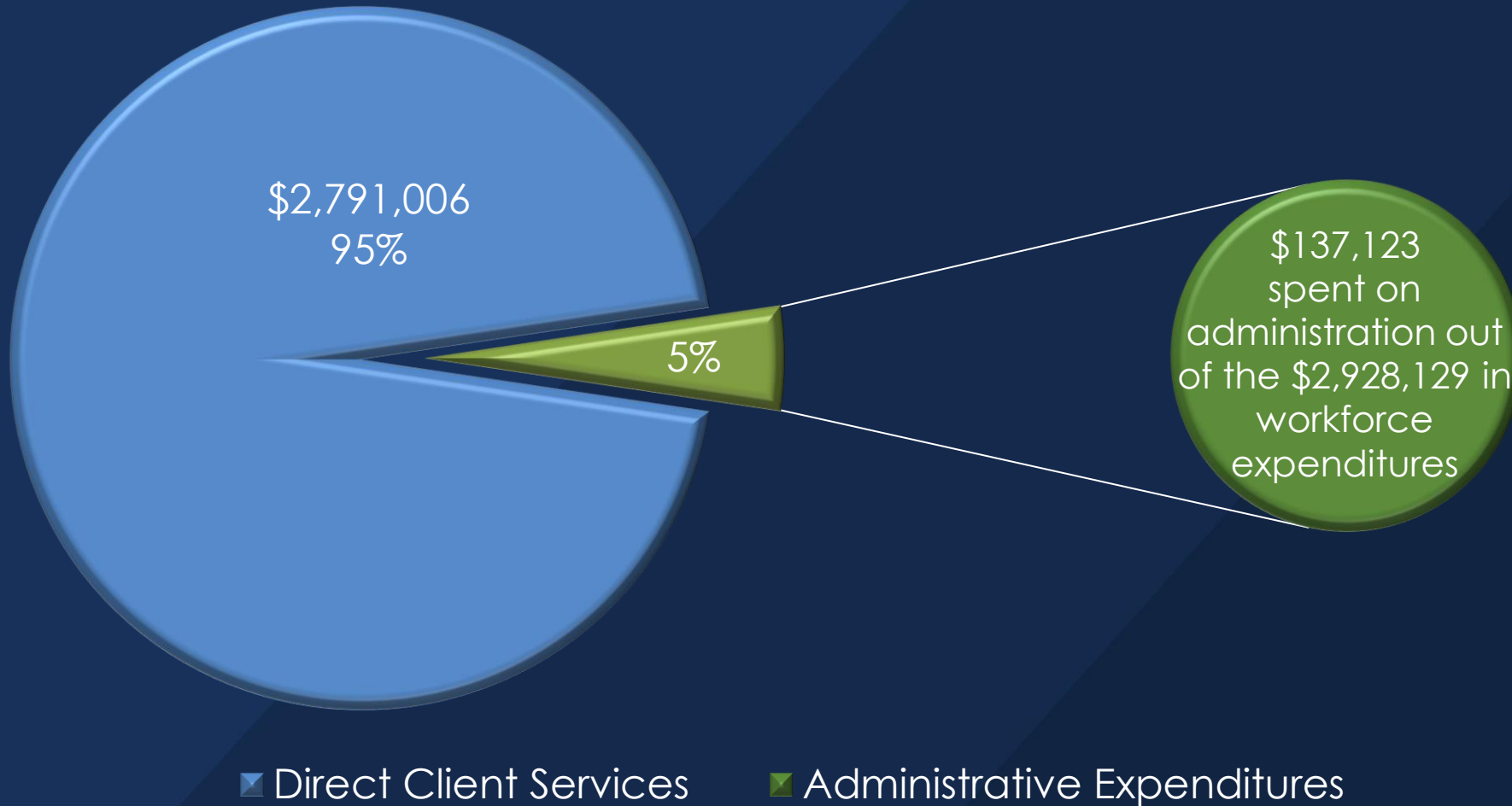
State Fiscal Year 2022 Statewide Funding \$235,142,223



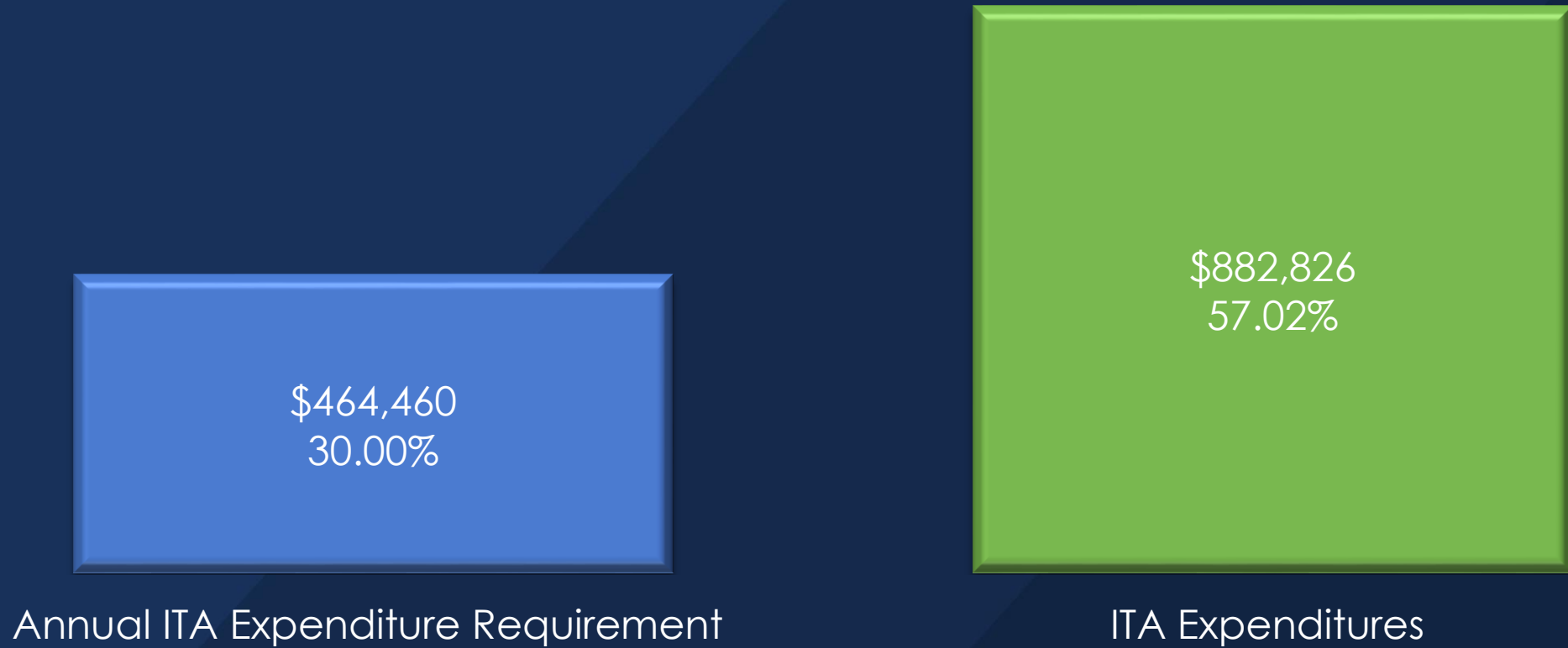
State Fiscal Year 2022 Local Board Funding \$6,529,001



Direct Client Services and Administrative Expenditures



Individual Training Account (ITA) Expenditures



Work Experience Expenditures

WIOA Requirement: Greater than 20% Work
Experience Expenditures

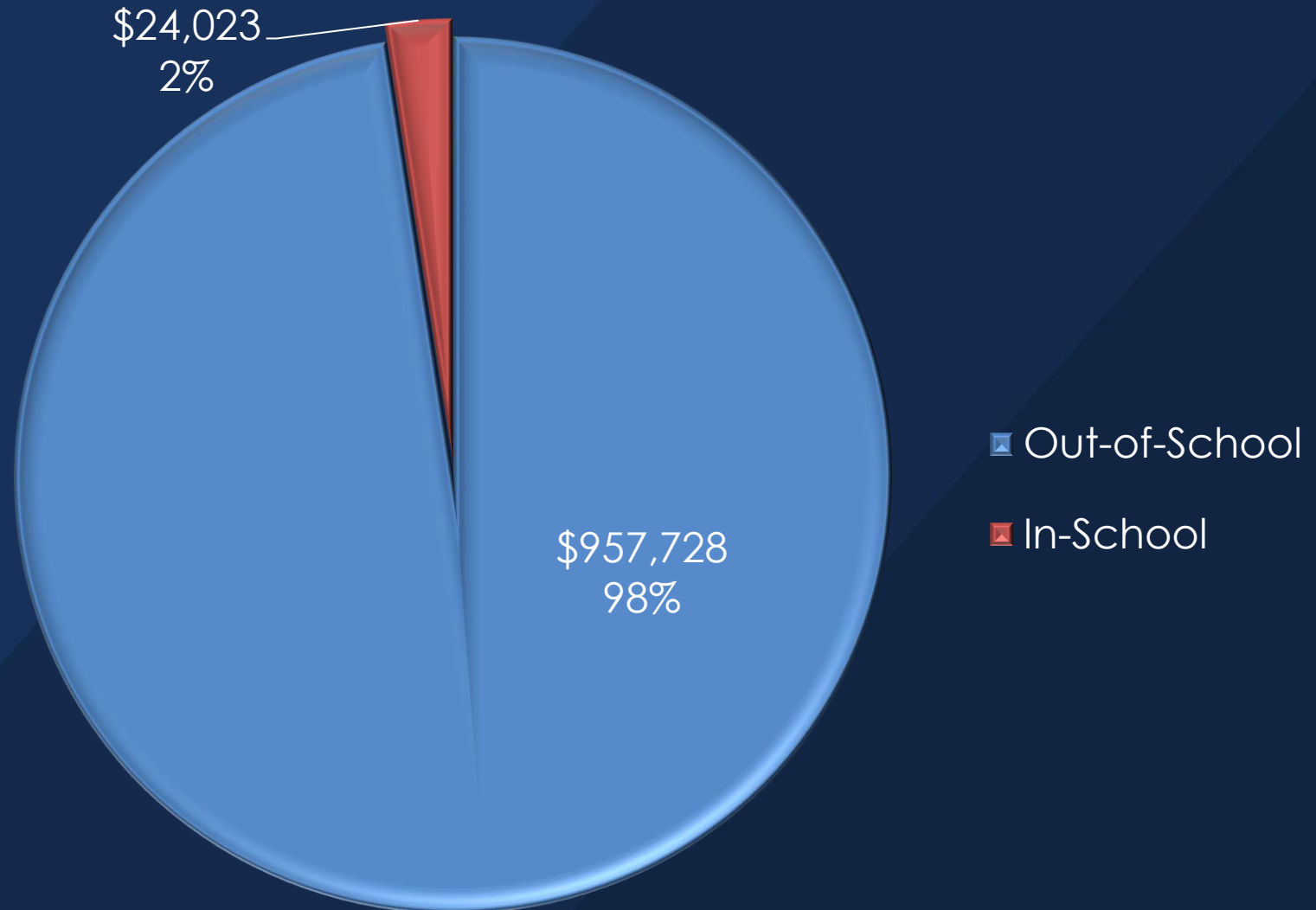


PY2021



PY2022

Out-of-School Youth Expenditures



Primary Indicators of Performance

Customer Groups

- Adult Metrics (5)
- Dislocated Worker Metrics (5)
- Youth Metrics (5)
- Wagner Peyser Metrics (3)

Metrics

1. Employed in 2nd quarter after exiting the program
2. Employed in 4th quarter after exiting the program
3. Median wages in 2nd quarter after exiting the program
4. Credential attainment rate (Not applicable for Wagner Peyser)
5. Measurable Skill Gains (Not applicable for Wagner Peyser)

Primary Indicators of Performance Results

LWDB 16 Program Year (PY) 2020 & 2021 Performance for July 1– June 30	PY2020 Performance Goals	PY2020 4th Quarter Performance	PY2021 Performance Goals	PY2021 4th Quarter Performance
Adult Programs:				
Employed 2nd Quarter After Exit	93.0	92.3	93.5	77.6
Median Wage 2nd Quarter After Exit	\$9,000	\$8,660	\$9,500	\$9,296
Employed 4th Quarter After Exit	89.0	90.7	91.5	88.3
Credential Attainment Rate	93.0	97.8	93.0	94.4
Measurable Skill Gains	55.0	68.6	60.0	74.2
Dislocated Workers Programs:				
Employed 2nd Quarter After Exit	89.0	88.9	92.0	73.3
Median Wage 2nd Quarter After Exit	\$7,200	\$8,820	\$7,300	\$10,644
Employed 4th Quarter After Exit	85.0	86.6	88.0	81.3
Credential Attainment Rate	89.0	96.8	89.0	94.7
Measurable Skill Gains	50.3	63.4	50.3	61.4
Youth Programs:				
Employed 2nd Quarter After Exit	81.0	76.7	81.5	68.0
Median Wage 2nd Quarter After Exit	\$3,300	\$3,754	\$3,400	\$3,418
Employed 4th Quarter After Exit	76.5	71.8	77.0	75.0
Credential Attainment Rate	90.0	99.2	90.3	100.0
Measurable Skill Gains	55.0	84.5	57.0	68.1
Wagner Peyser Programs:				
Employed 2nd Quarter After Exit	67.0	58.4	68.0	51.6
Median Wage 2nd Quarter After Exit	\$5,600	\$6,210	\$5,700	\$6,344
Employed 4th Quarter After Exit	67.0	57.4	67.5	53.5



Not Met (less than 90% of negotiated)



Met (90 - 100% of negotiated)



Exceeded (greater than 100% of negotiated)

Self-Sufficiency Quarterly Performance Report

Customer Groups

- Welfare Transition
- Supplemental Nutrition Assistance Program
- Employment & Training

Metrics

1. Employed in 2nd quarter after exiting the program
2. Median wages in 2nd quarter after exiting the program
3. Closure Rate
4. Co-Enrollment
5. Benefit Sanction and Restoration
6. Participation Rates (Not applicable for SNAP)

Self-Sufficiency Quarterly Report Results

LWDB 16 Program Year (PY) 2021 Performance for July 1, 2021 – June 30, 2022	PY2021 Performance	Statewide
Supplemental Nutrition Assistance Program:		
Employed 2nd Quarter After Exit	41.5	46.6
Median Wage 2nd Quarter After Exit	\$5,178	\$5,902
Employed 4th Quarter After Exit	40.5	47.2
Co-Enrollment WIOA	29	1604
Co-Enrollment WP	266	6520
Welfare Transition:		
Employed 2nd Quarter After Exit	44.0	45.5
Median Wage 2nd Quarter After Exit	\$4,286	\$4,364
Employed 4th Quarter After Exit	44.6	49.1
Co-Enrollment WIOA	6	494
Co-Enrollment WP	213	2880
All-Families Participation Rate	10.8	11.3
Two-Parents Participation Rate	6.8	7.2

Letter Grades

Customer Groups

- WIOA (Adult, Dislocated Worker, Youth), Wagner-Peyser, Supplemental Nutrition Assistance Program, Welfare Transition, National Dislocated Worker Grant, Trade Adjustment Assistance, Employers

Metrics

1. Participants with Increased Earnings
2. Reduction in Public Assistance
3. Employment and Training Outcomes
4. Participants in Work-Related Training
5. Continued Repeat Business
6. Year-Over-Year Business Penetration
7. Completion-To-Funding
8. Extra Credit: Serving Individuals on Public Assistance

Letter Grades

The screenshot shows a web browser at the URL <https://analytics.careersourceflorida.com/LetterGrades>. The page features a dark blue header with the CareerSource Florida Analytics logo and navigation links: ANALYTICS HOME, LETTER GRADES (highlighted), CLIFF DASHBOARD, BUSINESS & WORKFORCE, GIG DASHBOARD, and CIP INITIATIVE. Below this is a white sub-header with the Letter Grades logo, navigation links: HOME (highlighted), PERFORMANCE, METHODOLOGY, FAQ, and RESOURCES, and a LOG IN button. The main content area has a light blue background on the left with a map of Florida, and a darker blue section on the right with the Letter Grades logo and the text "Grading Success".

Programmatic Monitoring Activities

LWDB 16 Program Year (PY) 2021-22 October 1, 2020– June 30, 2021	PY 2020 Findings	PY 2021 Findings
Welfare Transition	2	2
Wagner-Peyser / MSFW / MIS / Complaint	4	2
Supplemental Nutrition Assistance Program - Employment and Training	0	1
WIOA Adult / Dislocated Worker / Youth	2	4
Trade Adjustment Assistance	0	1
Jobs for Veterans State Grants	0	1
Other	0	0
Total Findings	8	11

Financial Monitoring Activities

LWDB 16 Program Year (PY) October 1, 2020 – September 30, 2021	PY 2020	PY 2021
Findings	0	0
Issues of Non-Compliance	1	0
Observations	0	0
Technical Assistance	1	1

Q&A



Contact



Thank You

Please contact our office with questions or comments about this presentation.



Office: DEO Bureau of One-Stop & Program Support

Main Line: 850-921-3327

Email: Daniel.Harper@DEO.MyFlorida.com